

Connector

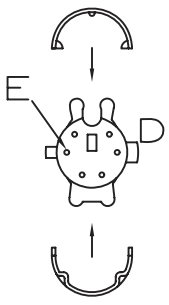
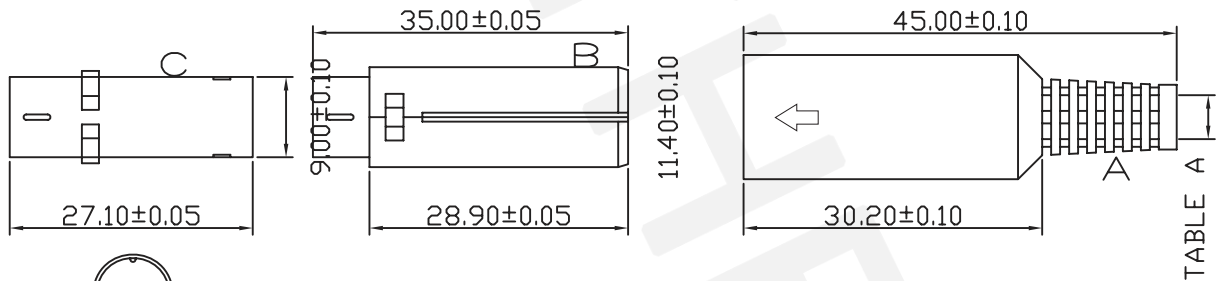
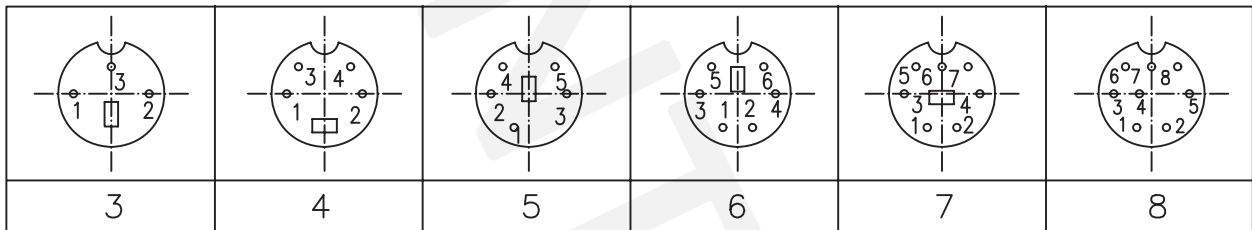
MINI DIN Jack Solder assy with Cover Series

MATERIAL

- A. BOOT: PE
- B. SHELL : PE
- C. METAL SHIELD : IRON NICKEL PLATED
- D. HOUSING : ABS
- E. CONTACT : BRASS NICKEL PLATED

Specification

1. RATION: 100V AC 1A MAX or 12V DC 2A MAX.
2. INSULATION RESISTANCE: 50M OHM MIN at 250V DC.
3. DIELECTRIC STRENGTH: 250 V AC / 1 MINUTE.
4. CONTACT RESISTANCE: 30M OHM MAX.
5. INSERTION FORCE: 4.5KG MAX.
6. WITHDRAWAL FORCE: 09.KG ~ 3KG.



<input type="checkbox"/>	7.0φ BACK SHELL
<input type="checkbox"/>	6.0φ BACK SHELL
<input checked="" type="checkbox"/>	5.0φ BACK SHELL (STANDARD)
<input type="checkbox"/>	COVER DIM.

TABLE A

TABLE A