

# SPECIFICATION FOR APPROVAL



PRODUCT NAME: 59 1\*1port Tab-down with transformer  
and LED, W/O EMI, 10/100BT After 3.05

NEW PRODUCT NO: JDFD10170401

OLD PRODUCT NO: TS-10017-4

CUSTOMER NO :

REV : 03 DATE :

CZT		
Issued By	Checked By	Approved By

Customer		
Customer Approval: <input type="checkbox"/> Approved <input type="checkbox"/> Conecssionary <input type="checkbox"/> Rejected		
Issued By	Checked By	Approved By

## 东莞市意兆电子科技有限公司

DONGGUAN YIZHAO ELECTRONIC CO., LTD.

TEL: 0769-21051952/21051953

FAX: 0769-85530890

[Http://www.czt.cn](http://www.czt.cn)

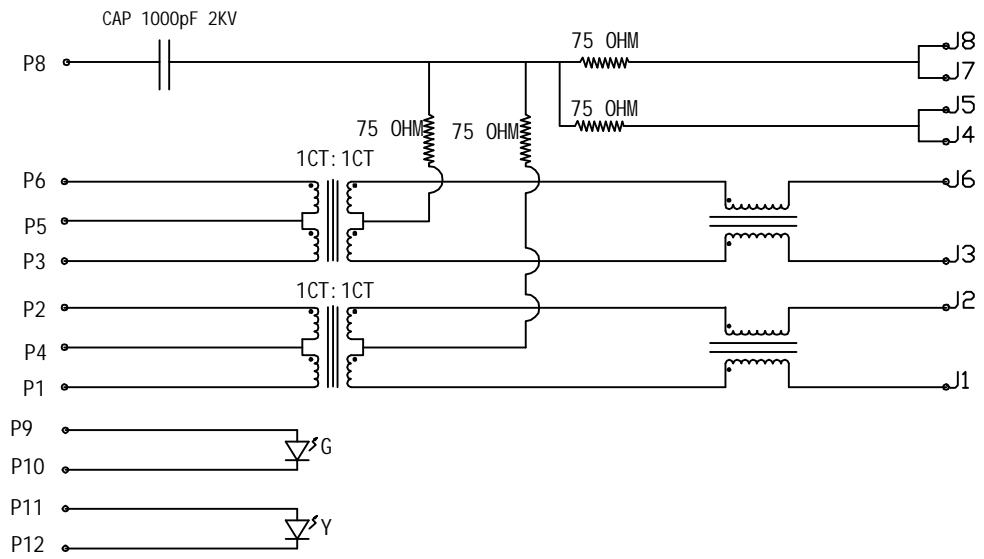
[E-mail:liy@czt.com.cn](mailto:liy@czt.com.cn)

地址: 广东省东莞市长安镇新安社区横中路

ADD: Heng Zhong Road , Xin An Communi ty, Chan' An Town, Dongguan Ci ty, Guangdong, P. R. CHINA



REV	DISCRITION	DATE
01	ISSUE FIRSTLY	
02	NEM FORMAT	2010.06.23
03	ADD IMPORTANT DIMENSION	2012.03.31



ALL THE RAW MATERIALS MEET RoHS STANDARD

## ELECTRICAL SPECIFICATIONS @25° C:

- 1.0 TURN RATIO: (P1-P2): (J1-J2) : 1:1±3%  
(P3-P6): (J3-J6) : 1:1±3%
- 2.0 INDUCTANCE: (P1-P2) AND (P3-P6) 350uH MIN @0.1V, 100KHZ, 8mA DC BIAS
- 3.0 LEAKAGE INDUCTANCE: P1-P2(WITH J1 AND J2 SHORT) : 0.35uH MAX @1MHZ  
P3-P6(WITH J3 AND J6 SHORT) : 0.35uH MAX @1MHZ
- 4.0 INTERWINDING CAPACITANCE: (P1-P2): (J1-J2) : 35pF MAX @ 1MHZ  
(P3-P6): (J3-J6) : 35pF MAX @ 1MHZ
- 5.0 DC RESISTANCE: (J1-J2): (J3-J6): 1.2 OHMS MAX
- 6.0 RETURN LOSS: 1MHZ TO 30MHZ : -18dB MIN  
30MHZ TO 60MHZ : -(18-20log(f/30))dB MIN (WHERE f IS IN MHZ)  
60MHZ TO 80MHZ : -12dB MIN
- 7.0 DIELECTRIC WITHSTAND: (P1-P2): (J1-J2) : 1500VAC OR 2250VDC  
(P3-P6): (J3-J6) : 1500VAC OR 2250VDC
- 8.0 INSERTION LOSS: 1MHZ TO 100MHZ : -1.2dB MAX
- 9.0 CROSS TALK: 1MHZ TO 100MHZ : -30dB MIN
- 10.0 COMMON TO COMMON MODE ATTENUATION: 1MHZ TO 100MHZ : -30dB MIN

DWN	Ding Wen Min 2012.03.31	SIZE	A4	DRAWING NO.	JDFD10170401	REV	03
CHK		SCALE	N/A			SHEET	2 OF 3
APVD	DaVi d						

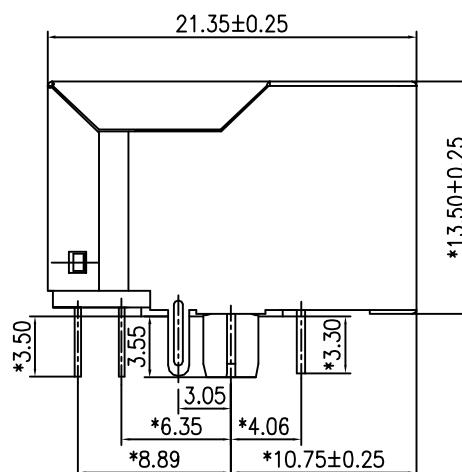
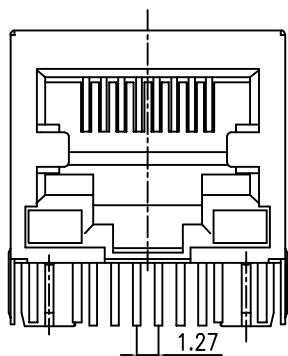
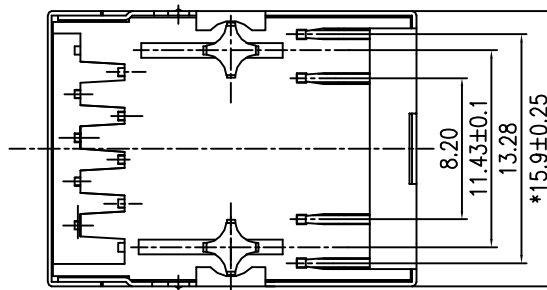
# MECHANIC SPECIFICATIONS:



REV	DISCRITION	DATE
01	ISSUE FIRSTLY	
02	NEM FORMAT	2010.06.23
03	ADD IMPORTANT DIMENSION	2012.03.31

**NOTES:**

- CONNECTOR MATERIAL:  
HOUSING: THERMOPLASTIC UL94 V-0  
CONTACT/SHIELD: COOPER ALLOY  
SHIELD PLATING: NICKEL OR TIN  
CONTACT PLATING: SELECTIVE GOLD,  
50 MICRO-INCHS MIN  
30 MICRO-INCHS MIN  
15 MICRO-INCHS MIN  
6 MICRO-INCHS MIN  
3 MICRO-INCHS MIN
- PIN NOT ELECTRICALLY CONNECTED MAYBE OMITTED SEE ELECTRICAL DRAWING FOR OMITTED PINS.
- RJ45 CAVITIES CONFORM TO FCC RULES AND REGULATION PART 68.
- THE PART IS RECOMMENDED FOR WAVE SOLDERING PROCESS PEAK SOLDERING TEMPERATURE IS 260 ° C MAX, 10 SECS MAX
- OPERATING TEMPERATURE T=0 ° C TO +70 ° C.
- STORAGE TEMPERATURE T=-40 ° C TO +85 ° C.
- ALL TOLERANCES NOT OTHERWISE SPECIFIED TO BE ±0.25mm.
- ALL CRITICAL DIMENSIONS WITH "\*\*\*"



LED SPECIFICATION			
STANDARD LED	WAVELENGTH	Forward V(max)	TYP
GREEN	565nm	2.4V	2.2V
YELLOW	590nm	2.5V	2.1V

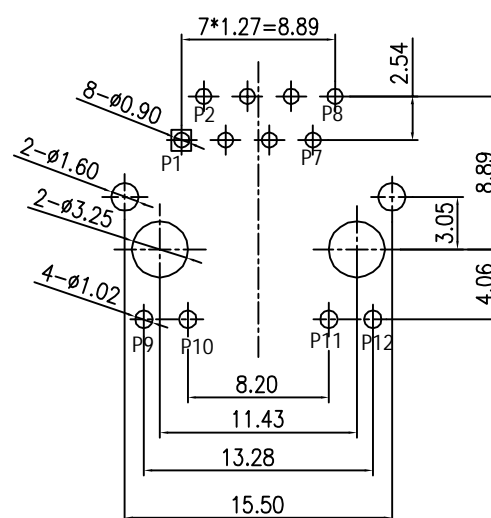
\*WITH A FORWARD CURRENT OF 20mA

Ordering informer:  
**TS-10017-4XX**

See Sheet

Material Plastic:  
N: without Haloid.  
H: with Haloid

Code	Housing Colour	Housing Material	Insert Colour	Insert Material
Z	Black	PBT	Black	PBT
Y	Black	PBT	Yellow	PBT
W	Yellow	PBT	Black	PBT
U	Yellow	PBT	Yellow	PBT
T	Black	PA66	Black	PBT
S	Black	PA66	Yellow	PBT
R	Yellow	PA66	Black	PBT
Q	Yellow	PA66	Yellow	PBT
P	Black	PA46	Black	PBT
O	Black	PA46	Yellow	PBT
N	Yellow	PA46	Black	PBT
M	Yellow	PA46	Yellow	PBT



P.C.B RECOMMENDED HOLE LAYOUT SEEN FROM COMPONENT SIDE.  
ALL CENTERLINE DIMENSIONS ARE BASIC

DWN	Ding Wen Min 2012.03.31	SIZE A4	DRAWING NO. JDFD10170401	REV 03
CHK		SCALE N/A		SHEET 3 OF 3
APVD	DaVi d			