

CUSTOMER DRAWING

REV.	DESCRIPTION	DATE	DRAWN	CHECK	APPROVE
F	ECN93181	12/17/04'	Jenny	Ren	Peter
G	ECN94049	12/22/05'	Carrie	Ren	Peter

ORDERING INFORMATION

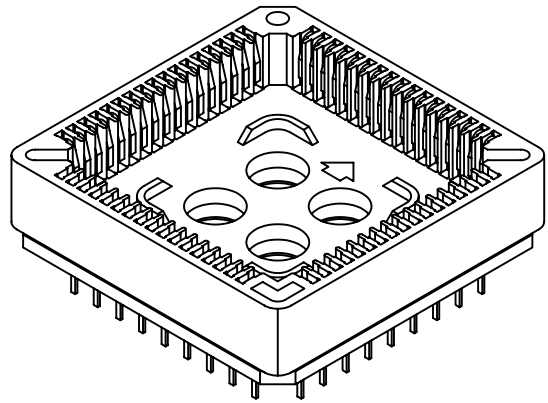
AD01 032 A 1 TX 2

① ② ③ ④ ⑤ ⑥

- ① **PRODUCT SERIES**
DIP PLCC SOCKET
- ② **NUMBER OF CONTACTS**
20,28,32,44,52,68,84
- ③ **MATERIAL OF INSULATOR**
A: PPS
B: PBT
- ④ **COLOR OF INSULATOR**
1: BROWN
2: BLACK

- ⑤ **CONTACT PLATING**
TO: TIN / LEAD PLATED
TF: LEAD FREE BRIGHT PLATED
(UNDER 90 PPM)
TF1: LEAD FREE MATTE PLATED
(UNDER 90 PPM)
- ⑥ **PACKING METHOD**
2: TUBE

INFORMATION ONLY

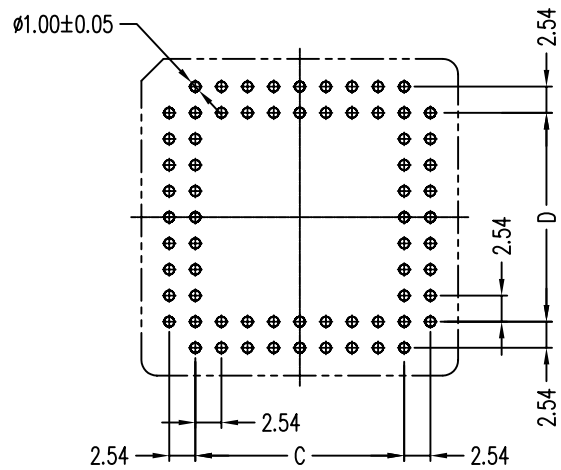


PERFORMANCE CHARACTERISTICS

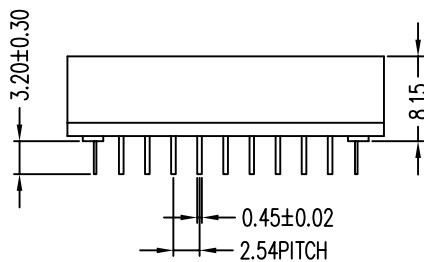
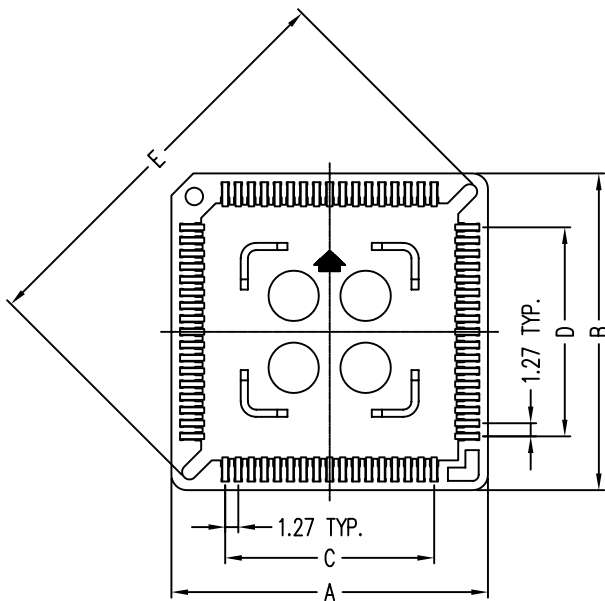
Operating Voltage: 250 VAC Max.
 Current Rating: 1 Amp Max.
 Contact Resistance: 20 mΩ Max.
 Insulation Resistance: 1000 MΩ Min.
 Dielectric Withstanding Voltage: 600 VAC RMS.
 for 1 minute.
 Operating Temperature: -40°C TO +85°C

MATERIAL

Insulator: PPS; UL 94V-0 Rated.
 Insulator Color: See Ordering Information
 Terminal: Phosphor Bronze
 Plating: See Ordering Information

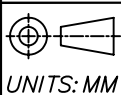


RECOMMEND PCB LAYOUT



DIM. TABLE

No. OF CONTACTS	Dimension(mm)				
	A±0.2	B±0.2	C±0.2	D±0.2	E±0.2
20P	15.56	15.56	5.08	5.08	18.20
28P	18.10	18.10	7.62	7.62	21.70
32P	18.10	20.64	7.62	10.16	23.65
44P	23.18	23.18	12.70	12.70	28.80
52P	25.72	25.72	15.24	15.24	32.50
68P	30.80	30.80	20.32	20.32	40.00
84P	35.88	35.88	25.40	25.40	47.15



TOLERANCE (UNLESS SPECIFIED)

0.0	±0.35
0.00	±0.20
0.000	±0.XX



UNICORN
ELECTRONICS
COMPONENTS

TITLE:
DIP PLCC SOCKET ASS'Y

DWG NO.
AD01_C
FILE PATH
AD01\AD01_CG

SERIES
AD

SHEET
1/1
REV.
G