

1

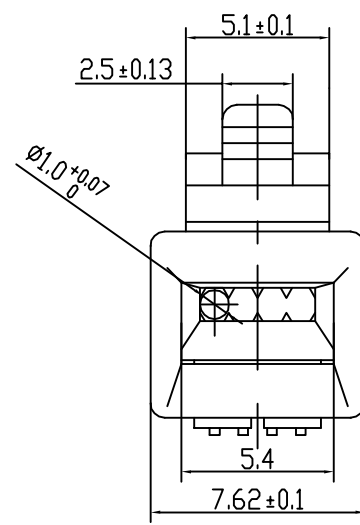
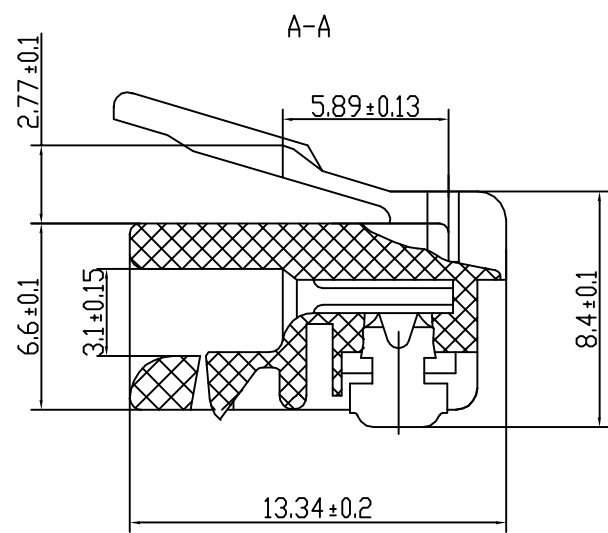
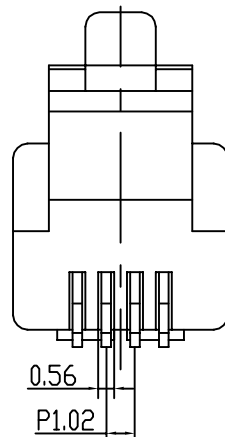
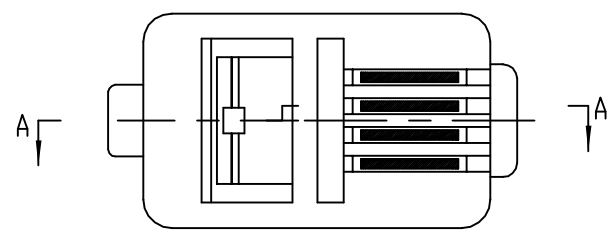
2

3

4

REV.	ECN NO.	DATE

PART NO.LIST			
NO	PART NO.	PLATING	MATERIAL
1	A101-44GF-A004	AU G/F	PC UL94V-2
2	A101-4403-A004	AU 3U'	PC UL94V-2
3	A101-4406-A004	AU 6U'	PC UL94V-2
4	A101-4415-A004	AU 15U'	PC UL94V-2
5	A101-4430-A004	AU 30U'	PC UL94V-2
6	A101-4450-A004	AU 50U'	PC UL94V-2
7	A101-4450-B005	AU 50U'	PC UL94V-0
8	A101-4430-B005	AU 30U'	PC UL94V-0
9	A101-4415-B005	AU 15U'	PC UL94V-0
10	A101-4406-B005	AU 6U'	PC UL94V-0
11	A101-4403-B005	AU 3U'	PC UL94V-0
12	A101-44GF-B005	AU G/F	PC UL94V-0



SPECIFICATION

- 1.Insulation Resistance:1000 Megohms min;
- 2.Withstand Voltage:1000V, AC/minute.
- 3.Durability:750 mating circles min.

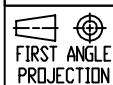
2	QWY-1029-1	STRANDED BLADE	copper alloy T=0.35
1		4P4C-F PLUG	SEE TABLE
NO.	DWG NO.	NAME	DESCRIPTION

RoHS Compliant

CZT 温州意华接插件股份有限公司
WENZHOU YIHUA CONNECTOR CO., LTD

TOLERANCES
0~15 ±0.15
15~30 ±0.2
30~ ±0.25
ANGLES: ±1°

MATERIAL:	SEE TABLE	DESIGNED:	panx00y00		NAME:	4P4C-F	
FINISH:	SEE TABLE	CHECKED:		DWG NO:	QWY-1014-5	REV	
SHEET 1 OF 1		APPROVED:		PART NO:	SEE TABLE		01



A4
SIZE

SCALE
1:1

UNIT
mm

CUSTOMER:
MODEL NO:

1

2

3

4