



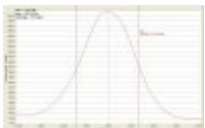
















20.0MM FROSTED WIDE TIR

Status	Production
Part no.	10140
Drawing no.	60460
Product type	Assembly
Type	TIR
Pieces	1
Diameter	20.0
Height	9.90
Beam	Frosted Wide
Flange	Yes
Files	Customer drawing (PDF) Customer 3D model (.igs)



LEDs & Performances	Eff.	FWHM	Cd/lm	Spot	Cross-section	Files
Cree XP-G XLamp® White	79.1%	31.1	2.6			10140[R2]_cree_xpg_white_250408.ies
Cree MX-6 XLamp® White	79.1%	35.7	2.2			10140[R2]_cree_MX6_white_250408.ies
SSC Z1 White	76.4%	43.4	1.4			10140_Seoul_Z1_white_250408.ies
Osram Plus W5AM Dragon Cool White	78.9%	36.5	1.9			10140_Osram_Dragon_PLus_CoolWhite_250408.Idt 10140_Osram_Dragon_PLus_CoolWhite_250408.ies
SSC P4 Cool White	82.0%	31.8	2.5			10140_Seoul_P4_Cool_White_2504088.ies
Osram SSL 80 degree Oslon Ultra White	78.5%	31	2.7			10140_Oslon_wht_250408.Idt 10140_Oslon_wht_250408.ies
Nichia NCSL 119-H3 Top Emitting Warm White	81.4%	29.7	3.1			10140_Nichia_119_WarmWhite_250408.ies
SSC Z5 Cool White	80.8%	26.4	3.3			10140[R2]_Seoul_Z5_white_250408.ies
LedEngin 3W White	76.9%	38.6	1.7			10140_LedEngin_3W_white_250408.ies
LedEngin 5W White	77.3%	38.1	1.7			10140_LedEngin_5W_white_250408.ies

Luminus Devices SST-50 White	75.0%	48.9	1.1			10140_Luminus_SST50_White_250408.ies
Everlight Shuen Warm White	78.7%	32.4	2.5			10140_Shuen_wwht_250408.ies
Everlight Shuen Cool White	81.2%	34.4	2.2			10140_Shuen_cwht_250408.ies
Avago Jade Cool White	82.2%	31.5	2.5			10140_Avago_Jade_cool white_250408.IES
Lumileds C Luxeon Cool White	79.5%	27.2	3.2			10140_Luxeon C_white_250408.ies
SSC P4 Version 7 Cool White	78.3%	38.5	1.8			10140_Seoul_New_P4_Pure_White_250408.ies
Cree XM-L XLamp® White	78.3%	33.5	2.3			10140_Cree_XM-L_white_31-01-11.ies
Cree XM-L - EZW Warm White	80.3%	47.3	1.4			10140_Cree_XM-L - EZW_warm white_200511.ies
Cree XP-C White	80.9%	24.6	3.7			10140_Cree_XP-C_white_270611.ies
Osram SSL 150 degree Oslon Neutral White	82.9%	22.9	4.5			10140_Oslon_150_neutral white_280711.ies
SSC Z5P pure white	%	26.9	3.5			10140_Z5P_pure white_210911.ies
Cree XB-D XLamp® Warm White	%	28.3	3.6			10140_CREE XBD_160212.ies
Cree XT-E XLamp® Cool White	%	30.1	5.8			10140_CREE XTE_160212.ies
SSC Z5M Warm White	%	32.8	2.7			10140_SeoulZ5M_warm white_250612.ies

such is not covered by Carclo's warranty.

General Instruction - Taped Holders

[Click here to view the 3M Technical Data Sheet](#)

- When assembling the pre-taped holder onto the mating surface, the application must be made straight and square, so that the tape bonds consistently with mating surface. Assembly at an angle might cause an imperfect bond to the mating surface.
- Remember to ascertain the compatibility of the different substrates with the tape, as humidity and temperature fluctuations will weaken its adhesive.
- To obtain optimum adhesion, the bonding surfaces must be clean, dry, free from grease and dirt and must be well unified.
- Some typical surface cleaning solvents are isopropyl alcohol or heptane. *
- ** If cleaning of PCB or LED surfaces is required, please follow strictly the cleaning instructions recommended by your PCB and/or LED manufacturer - this is important to note, as cleaning in some circumstances can damage LEDs or other electronic components on the PCB. Please also note that optical components should not be cleaned using any chemicals - only a micro fibre cloth should be used to remove fingerprints or other traces from handling.*
- ** Carefully read and follow the manufacturer's precautions and directions for use when working with solvents. These cleaning recommendations may not be compliant with the rules of certain Air Quality Management Districts in California; consult applicable rules before use.*

Bond strength is dependent upon the amount of adhesive-to-surface contact developed. Firm application pressure and moderate heat, from 100°F (38°C) to 130°F (54°C), will assist the adhesive in developing intimate contact with the bonding surface.

Ideal tape application temperature range is 70°F to 100°F (21°C to 38°C). Initial tape application to surfaces at temperatures below 50°F (10°C) is not recommended because the adhesive becomes too firm to adhere readily. However, once properly applied, low temperature holding is generally satisfactory.

During assembly the optic when placed on the PCB should be firmly held for 1-5 seconds to ensure the best possible bond. The tape will reach its final strength in 72 hours, dependent on the material and ambient conditions.

We request that the customer ensures (and fully tests) the suitability and sufficiency of the bond in his product. For example, mechanical stress, vibration and holes on the surface of the circuit board can weaken the strength of the tape.

Disclaimer - Taped Holders

Shelf Life - There is 1 year expected shelf life from the date of purchase direct from Carclo.

All Carclo lenses supplied with tape use the same high strength double-coated tape (unless otherwise mentioned in the datasheet). This tape is specifically selected for this application.

These tapes generally work well together with PCBs and LEDs on the market. The customer must take the necessary measures to ensure complete compatibility with their particular application, product, PCB, LED and/or other components.

Testing and verifying of the adhesives and their combinations is the responsibility of the customer.

The customer is solely responsible for evaluating the application of double sided tape to Carclo Holders and the adhesion of double sided tape holders to determine whether such double-sided tape is fit for a particular purpose and suitable for the users method of application. The selection of double-sided tape in the adhesion of double sided tape holders is not covered by Carclo's warranty.

Carclo cannot take responsibility for the results obtained by others whose methods we cannot control. It is always the customer's responsibility to determine the adhesive's suitability for their product and to take precautions for protection of property and persons against any hazards that may be involved in the handling and use of adhesives. Carclo disclaims all warranties, including warranties of merchantability or suitability for a particular purpose, arising from use of any adhesive product. Carclo disclaims any liability for consequential or incidental damages of any kind, including lost profits.

All rights reserved. No part of this publication may be copied, reproduced in any form or by any means, electronic, mechanical, photocopying, recording or otherwise, illustrations not to be removed, without our prior permission. Carclo Optics reserves the right to make changes at any time in order to supply the best products possible.