


SDA SERIES SOLID STATE RELAY

SDA-200A002S-4Z
SDA-400A002S-4Z

DC Control AC Loading S.S.R



Specifications

MODEL SERIES NO.	CONTROL VOLTAGE	MUST TURN OFF VOLTAGE	INPUT IMPEDANCE	LOADING CURRENT	LOADING VOLTAGE	MIN BLOCKING VOLTAGE	MAX OFF-STATE LEAKAGE	FREQUENCY RANGE	MAX 1-CYCLE PEAK SURGE
SDA-200A002S-4Z	3 - 32 VDC	MAX 1.0 VDC	1.5 KΩ	2A	24 ~ 280VAC	600VAC	LESS 3 mA	47-70HZ	20A
SDA-400A002S-4Z	3 - 32 VDC	MAX 1.0 VDC	1.5 KΩ	2A	48 ~ 480VAC	1200VAC	LESS 5 mA	47-70HZ	20A

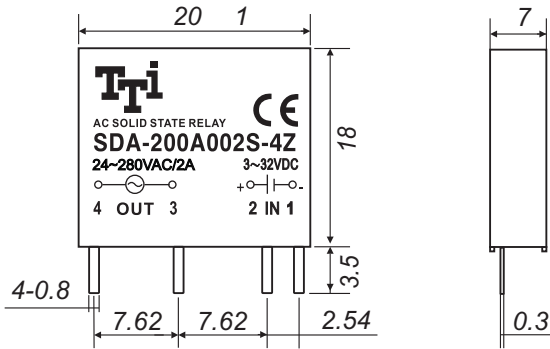
MODEL SERIES NO.	MAX OFF STATE dv/dt	MAX ON-STATE VOLTAGE DROP	ISOLATE IMPEDENCE	DIELECTRIC STRENGTH INPUT-OUTPUT	DIELECTRIC STRENGTH INPUT-OUTPUT-CASE	TURN ON TIME	TURN OFF TIME	CAPACITANCE IN-OUT	WEIGHT (g)
SDA-200A002S-4Z	200 V/μsec	1.5Vrms	10 ⁹ Ω	2500 VACrms	—	LESS 2 msec	LESS 1/2 AC CYCLE	LESS 15 PF	6 g
SDA-400A002S-4Z	1000 V/μsec	1.5Vrms	10 ⁹ Ω	2500 VACrms	—	LESS 2 msec	LESS 1/2 AC CYCLE	LESS 15 PF	6 g

Parts No.

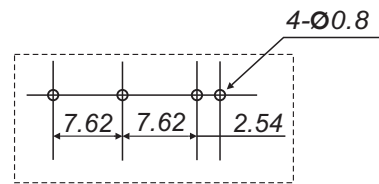
SDA-200A002S-4Z

- Switching Type : Z = Zero Crossing
- Packing : 4 = SIP of Mini Type
- Phase : S = Single Phase
- Loading Current : 002 = 2A
- Control Voltage : A = 3-32VDC
- Loading Voltage : 200 = 24~280VAC, 400 = 48~480VAC
- Control Type : DA = DC Control AC
- S = S.S.R

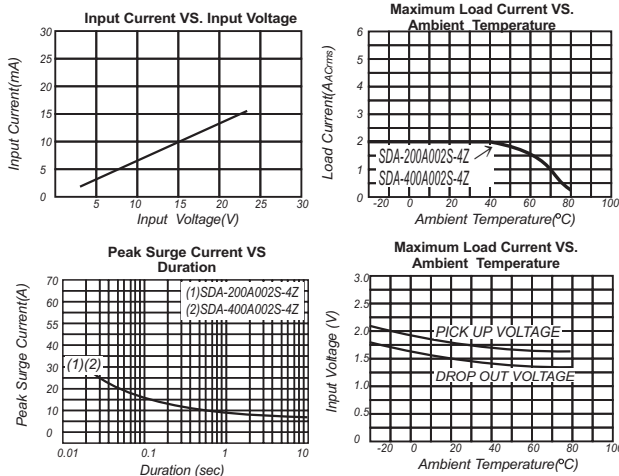
Outline Dimensions (Unit : mm)



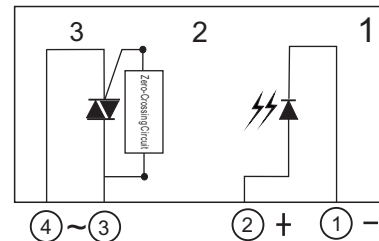
SIP of Mini Series



Characteristic Curves



Equivalent Circuit



1. Input Circuit
2. Zero-Crossing Circuit
3. Output Circuit